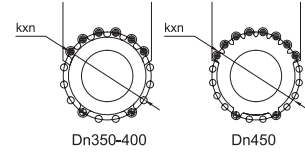
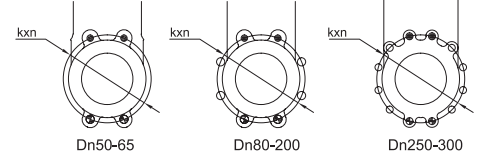
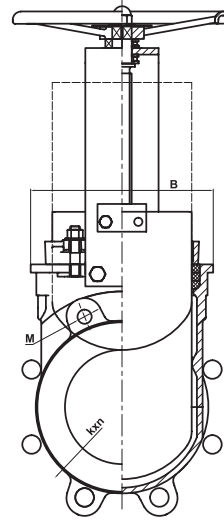
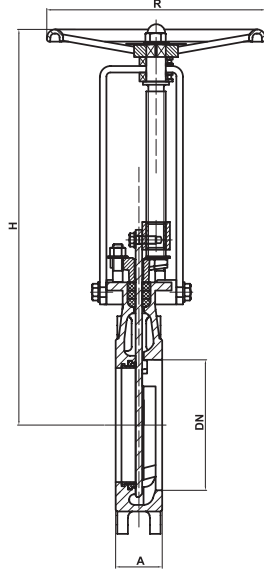
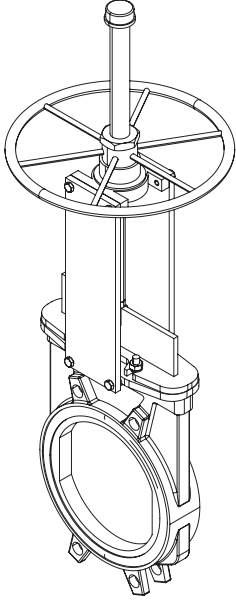


▶ Bıçaklı Sürgülü Vana Knife Gate Valve



- ◆ Blind hole thread / Vida dişi açılmış delik
- ⊕ Through hole / Boş delik
- ⊖ Drilling through / Delik

Uygulama Alanları / Applications

Lifli Akışkanlar, Atık Su, Sıcak Su ve Soğuk Su Sistemleri, Asit ve Alkali Özelliği Bulunmayan Yanıcı Olmayan Akışkanlar
Waste Water,, Hot and Cold Water Systems, Fluid Excluding Acid & Non-Flammable Fluids

Teknik Özellikler / Technical Property

Bağlantılar / Ends: DIN 1092-2

Çalışma Basıncı / Working Pressure: PN10

NO	PARÇA ADI	PART NAME	MATERIAL
1	GÖVDE	BODY	GGG40, WCB, CF8, CF8M, CF3, CF3M
2	SÜRGÜ	GATE	2Cr13, 304, 316, 316L
3	MİL SOMUNU	STEM NUT	BRASS
4	MİL	STEM NUT	2Cr13, 304,316, 316L
5	SALMASTRA	PACKING	PTFE
6	GLEN	GLAND	WCB, CF8, CF8M, CF3, CF3M
7	HALKA	RING	EPDM, NBR, Viton
8	RULMAN	BEARING	GCr9
9	HENDİL	HANDWHEEL	MALLEABLE
10	PUL	WASHER	304
11	SOMUN	NUT	304
12	BOYUNLUK	YOKE	Q235A, 304, 316, 316L

DN	A	H	R	B	kxn	M	◆	⊕	⊖	KG
50	43	320	180	130	125x4	M16	2	0	2	7.5
65	46	340	180	150	145x4	M16	2	0	2	8.5
80	46	370	220	176	160x8	M16	2	4	2	11
100	52	410	240	192	180x8	M16	2	4	2	13
125	56	460	240	221	210x8	M16	2	4	2	17
150	56	510	280	225	240x8	M20	2	4	2	22
200	60	590	300	283	295x8	M20	2	4	2	33
250	68	700	340	350	350x12	M20	4	6	2	48
300	78	803	340	402	400x12	M20	4	6	2	60
350	92	899	400	454	460x16	M20	6	8	2	83
400	102	1020	450	500	515x16	M24	6	8	2	109
450	114	1100	530	564	615x20	M24	8	10	2	145